




Early Reading



- How we teach reading through phonics and specifically blending
- How you can support at home



Sharing 'real' books with your child is really important, as they learn:



- The order of turning pages
- That squiggles (letters) have meaning
- An interest in stories and information which will develop their understanding and vocabulary




Why is reading a tricky process?

dog

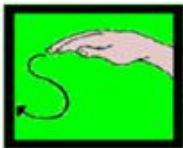


- ✓ Know what a letter sound is
- ✓ Know a letter represents a sound
- ✓ Know you read from left to right
- ✓ Be able to remember the sound you started with
- ✓ Blend it all together
- ✓ Then read a whole sentence
- ✓ Understand it
- ✓ Reading the words you can't sound out eg: the, she, was

Jolly Phonics



S



Weave hand like a snake, making s shapes while saying *sssss*

a



Short a: Wiggle fingers above elbow, as if ants are crawling on you, and say *a,a,a*

t



Children imitate watching tennis, moving heads side to side saying *t,t,t*

A a

a *Teat: Slip to My Law*

/a/-/a/! Ants on my arm.
/a/-/a/! Ants on my arm.
/a/-/a/! Ants on my arm.
They're causing me alarm.

Action: Wiggle your fingers above the elbow, as if ants are crawling on you, and say a, a, a!



Sounds cards



Other ways of using the cards:

- Spread them all out and ask them to find a, m etc.
- Have them picture side down and they have to guess the picture that is hiding
- Say a word, emphasising the initial sound eg ssssssssausages and ask them to find the letter that it begins with

Pronouncing the sounds accurately is
important

Hearing Sounds and Rhymes

- Importance of hearing sounds - what does cccat begin with? What about mmmummy, ffffish
- Sharing rhyming books and exploring rhyming words, even making them up





As well as the 26 letters of the alphabet, there are digraphs - 2 letters together



There are some trigraphs with 3 letters
igh air

2 letters, one sound


Oral blending

This is talking like a robot!

What word am I saying?

t-i-n p-a-t s-i-t

We use 'robot arms' to help



Blending to read

at



tap



sip



Blending to read - digraphs and trigraphs

chip
• • •

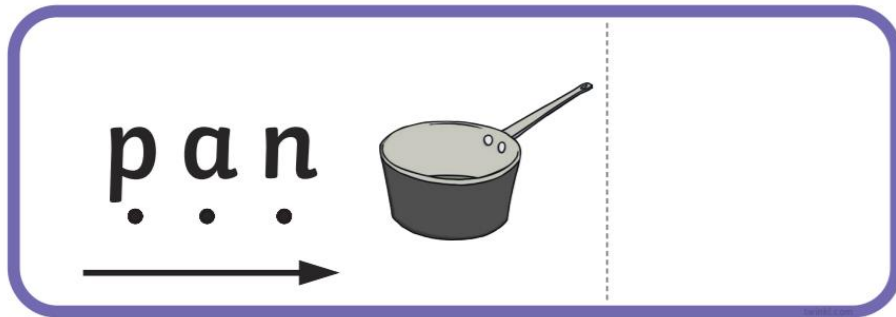
shop
• • •

night
• • •

Remember *2/3 letters, one sound!*

The children have daily phonics lessons

They also participate in many other phonics-based activities throughout the day....



Tricky Word cards

An orange-bordered card with a white background. The word "to" is written in a bold, black, sans-serif font in the center. A small "twinkl.com" watermark is visible at the bottom right of the card.



to

An orange-bordered card with a white background. The word "the" is written in a bold, black, sans-serif font in the center. A small "twinkl.com" watermark is visible at the bottom right of the card.

the

These are words which can't be blended or sounded out in the usual way

A reading session




Reading with your child

- Home reading - please do not underestimate the importance of reading to your child:
- Researchers in the United States who had looked at the impact of parents reading with their children measured how many words children would have heard by the time they were 5 years old depending on how often they were read to:
- Never read to, 4,662 words;
- 1-2 times per week, 63,570 words;
- 3-5 times per week, 169,520 words;
- Daily, 296,660 words;
- Five books a day, 1,483,300 words.
- Regular practice is important - little and often is best
- Please comment and date in reading record



Summary of how to support at home



- Working through sounds cards and tricky words




- Practising hearing initial sounds - what do cccat, mmmummy and fffish begin with?

- Sharing 'real' books



- Exploring rhyme



- Talk like a robot! t-i-n p-a-t s-i-t. Use 'robot arms' to help



- Looking out for sounds and words all around them